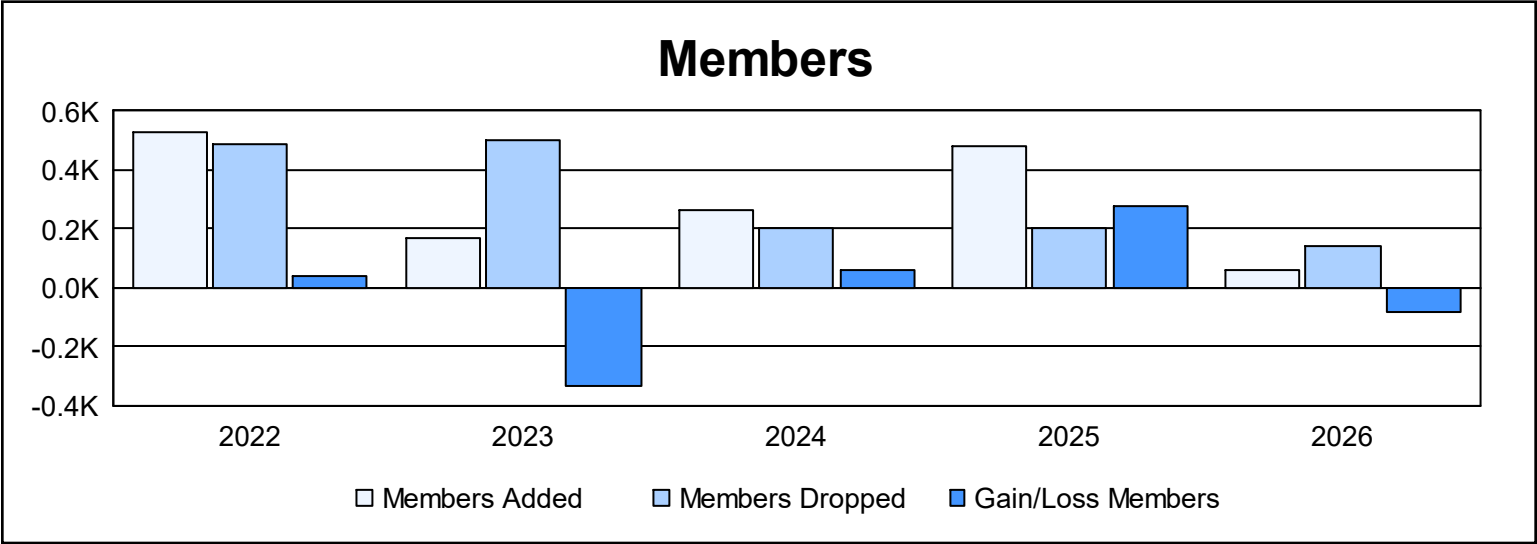
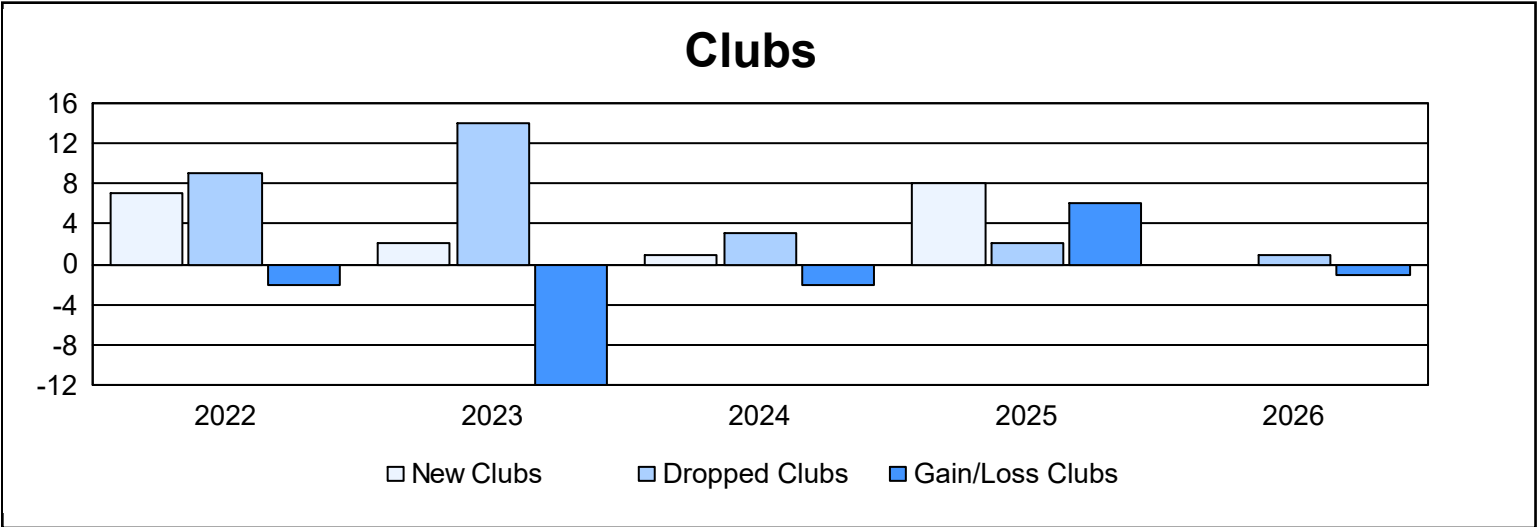
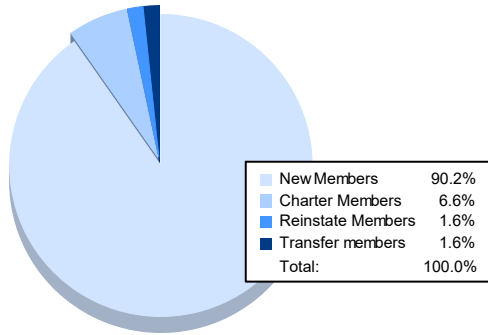


| Year | New Clubs | Dropped Clubs | Gain/ Loss Clubs | New Members | Charter Members | Reinstate Members | Transfer Members | Total Member Added | Total Members Dropped | Gain/ Loss Members |
|-----------|-----------|---------------|------------------|-------------|-----------------|-------------------|------------------|--------------------|-----------------------|--------------------|
| 2021-2022 | 7 | 9 | -2 | 302 | 208 | 18 | 3 | 531 | 489 | 42 |
| 2022-2023 | 2 | 14 | -12 | 67 | 55 | 43 | 4 | 169 | 503 | -334 |
| 2023-2024 | 1 | 3 | -2 | 212 | 23 | 22 | 4 | 261 | 204 | 57 |
| 2024-2025 | 8 | 2 | 6 | 262 | 210 | 6 | 3 | 481 | 202 | 279 |
| 2025-2026 | 0 | 1 | -1 | 55 | 4 | 1 | 1 | 61 | 144 | -83 |
| Average | 4 | 6 | -2 | 180 | 100 | 18 | 3 | 301 | 308 | -8 |



Membership Composition

December 2025 Cumulative



Gender Composition

December 2025 Cumulative

